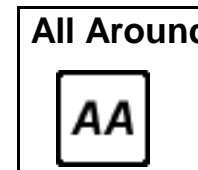

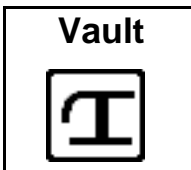


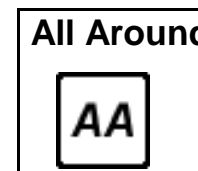
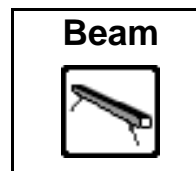
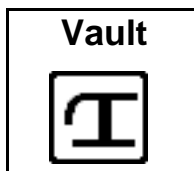
Women's Artistic 2013 Grades 8,7,6,5

Gr8

No	Name	Club	Team	Comp	D	VT		D	UB		D	BB		D	FX		AA		
6	Annabel	Agba	South East	Gr8-South East	Gr8	13.5	12.900	1 =	13.5	12.250	5 =	13.5	12.600	1	13.5	11.550	6 =	49.300	1
33	Amelia	Knight	South West	Gr8-South West	Gr8	13.5	12.750	3	13.5	12.550	1	13.5	11.550	22 =	13.5	11.850	1	48.700	2
40	Amelia	Rogers	South	Gr8-South	Gr8	13.5	12.050	17 =	13.5	12.400	2	13.5	12.150	7	13.5	11.750	2	48.350	3
39	Summer	Yeates	South	Gr8-South	Gr8	13.5	11.950	25 =	13.5	12.350	3	13.5	12.350	3 =	13.5	11.650	5	48.300	4
11	Katelyn	John	Wales	Gr8-Wales	Gr8	13.5	12.250	11	13.5	12.000	20 =	13.5	12.450	2	13.5	11.550	6 =	48.250	5
22	Yaris	Lee	London	Gr8-London	Gr8	13.5	12.900	1 =	13.5	12.150	10 =	13.5	11.450	24 =	13.5	11.500	8	48.000	6
5	Grace	Miller	South East	Gr8-South East	Gr8	13.5	12.400	7 =	13.5	11.650	41 =	13.5	12.200	5 =	13.5	11.700	3 =	47.950	7
31	Alicia	Pryke	East	Gr8-East	Gr8	13.5	12.600	5	13.5	12.150	10 =	13.0	11.550	22 =	13.5	11.450	9	47.750	8
29	Danielle	Tabios	East	Gr8-East	Gr8	13.5	12.000	19 =	13.5	12.150	10 =	13.5	12.350	3 =	13.5	11.050	24 =	47.550	9
36	Ellie	Burgess	South West	Gr8-South West	Gr8	13.5	12.100	14 =	13.5	12.300	4	13.5	11.850	11 =	13.5	11.200	17 =	47.450	10
32	Isabella	Lamberti	East	Gr8-East	Gr8	13.5	12.700	4	13.5	12.050	16 =	13.5	11.700	19	13.5	10.950	28 =	47.400	11 =
24	Libby	Nawaro	London	Gr8-London	Gr8	13.5	11.950	25 =	13.5	11.950	25 =	13.5	12.200	5 =	13.5	11.300	14 =	47.400	11 =
38	Karley	Moreton	South	Gr8-South	Gr8	13.5	12.100	14 =	13.5	12.000	20 =	13.5	11.800	14 =	13.5	11.350	12 =	47.250	13
16	Yasmin	Kendrick	West Midlands	Gr8-West Midlands	Gr8	13.5	11.800	36 =	13.5	12.250	5 =	13.5	11.300	29	13.5	11.700	3 =	47.050	14
13	Megan	Wright	West Midlands	Gr8-West Midlands	Gr8	13.5	11.750	38 =	13.5	12.150	10 =	13.5	11.750	16 =	13.5	11.350	12 =	47.000	15
30	Jessica	Oakes	East	Gr8-East	Gr8	13.5	12.300	9 =	13.5	12.200	7 =	13.5	11.100	30 =	13.5	11.300	14 =	46.900	16
41	Hope	Godfrey	North	Gr8-North	Gr8	13.5	11.800	36 =	13.5	11.650	41 =	13.5	11.800	14 =	13.5	11.400	10 =	46.650	17
12	Maisie	Goman	Wales	Gr8-Wales	Gr8	13.5	12.400	7 =	13.5	11.950	25 =	13.5	11.450	24 =	13.5	10.800	35 =	46.600	18 =
28	Olivia	Sanders	Yorkshire	Gr8-Yorkshire	Gr8	13.5	11.750	38 =	13.5	12.000	20 =	13.5	11.650	20 =	13.5	11.200	17 =	46.600	18 =
25	Brodie	Smith	Yorkshire	Gr8-Yorkshire	Gr8	13.5	11.400	48 =	13.5	12.050	16 =	13.5	11.850	11 =	13.5	11.150	21 =	46.450	20 =
9	Jorgie	Rogers	Wales	Gr8-Wales	Gr8	13.5	12.000	19 =	13.5	12.100	15	13.0	10.950	39 =	13.5	11.400	10 =	46.450	20 =
19	Eilish	Campbell	Scotland	Gr8-Scotland	Gr8	13.5	11.950	25 =	13.5	11.500	44 =	13.5	11.750	16 =	13.5	11.200	17 =	46.400	22 =
43	Naomi	Hunt	North	Gr8-North	Gr8	13.5	12.000	19 =	13.5	11.900	31 =	13.5	11.900	9 =	13.0	10.600	39 =	46.400	22 =
48	Felicity	Crompton	North West	Gr8-North West	Gr8	13.5	12.500	6	13.5	11.950	25 =	13.0	11.050	33 =	13.5	10.900	33 =	46.400	22 =
17	Iona	Jackson	Scotland	Gr8-Scotland	Gr8	13.5	11.550	44 =	13.5	11.950	25 =	13.5	11.750	16 =	13.5	11.150	21 =	46.400	22 =
15	Abbie	Powell	West Midlands	Gr8-West Midlands	Gr8	13.5	11.950	25 =	13.5	12.050	16 =	13.0	11.050	33 =	13.5	11.250	16	46.300	26
23	Rachel	Wilkinson	London	Gr8-London	Gr8	13.5	11.650	41 =	13.5	11.850	36 =	13.5	11.650	20 =	13.5	11.050	24 =	46.200	27
50	Stephanie	Mitchell	East Midlands	Gr8-East Midlands	Gr8	13.5	11.900	31 =	13.5	12.000	20 =	13.5	11.400	26 =	13.5	10.800	35 =	46.100	28 =
42	Olivia	Austin	North	Gr8-North	Gr8	13.5	11.600	43	13.5	11.900	31 =	13.0	11.400	26 =	13.5	11.200	17 =	46.100	28 =
21	Eden	Cheng	London	Gr8-London	Gr8	13.5	11.550	44 =	13.5	11.700	39 =	13.5	12.100	8	13.5	10.550	42 =	45.900	30



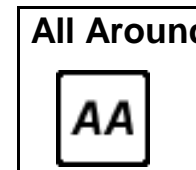
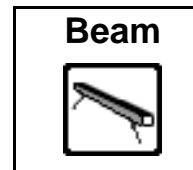
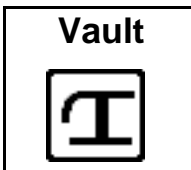
14	Ruth	Waugh	West Midlands	Gr8-West Midlands	Gr8	13.5	12.000	19	=	13.5	12.200	7	=	13.0	10.850	42	=	13.5	10.800	35	=	45.850	31		
26	Amy	Conway	Yorkshire	Gr8-Yorkshire	Gr8	13.5	11.850	33	=	13.5	12.200	7	=	13.0	10.750	44		13.5	10.950	28	=	45.750	32		
10	Caitlin	Boyle	Wales	Gr8-Wales	Gr8	13.5	11.500	46	=	13.5	11.500	44	=	13.5	11.900	9	=	13.5	10.800	35	=	45.700	33	=	
34	Gabrielle	Wild	South West	Gr8-South West	Gr8	13.5	11.950	25	=	13.5	12.150	10	=	13.0	10.700	45		13.5	10.900	33	=	45.700	33	=	
51	Naomi	Wright	East Midlands	Gr8-East Midlands	Gr8	13.5	11.400	48	=	13.5	11.900	31	=	13.0	11.350	28		13.5	10.950	28	=	45.600	35		
35	Jasmine	Frost	South West	Gr8-South West	Gr8	13.5	12.150	13		13.5	11.900	31	=	13.0	10.900	41		13.5	10.600	39	=	45.550	36	=	
18	Niamh	Telford	Scotland	Gr8-Scotland	Gr8	13.5	12.200	12		13.5	11.850	36	=	13.0	10.950	39	=	13.5	10.550	42	=	45.550	36	=	
8	Sofia	Davis	South East	Gr8-South East	Gr8	13.5	12.000	19	=	13.5	11.950	25	=	13.5	11.100	30	=	13.5	10.450	47		45.500	38	=	
204	Alice	Green	Yorkshire	Gr8-Yorkshire	Gr8	13.5	11.400	48	=	13.5	12.000	20	=	13.5	11.000	37	=	13.5	11.100	23		45.500	38	=	
20	Kelsey	Core	Scotland	Gr8-Scotland	Gr8	13.5	11.150	51		13.5	11.900	31	=	13.5	11.850	11	=	13.5	10.500	45	=	45.400	40		
44	Shannon	Black	North	Gr8-North	Gr8	13.5	12.000	19	=	13.5	11.250	47	=	13.0	10.850	42	=	13.5	11.050	24	=	45.150	41		
37	Isla	Withers	South	Gr8-South	Gr8	13.5	11.950	25	=	13.5	11.050	50		13.0	11.050	33	=	13.5	11.000	27		45.050	42		
46	Megan	Traynor	North West	Gr8-North West	Gr8	13.5	11.700	40		13.5	11.650	41	=	13.5	11.000	37	=	13.5	10.550	42	=	44.900	43		
52	Alicia	Cartlidge	East Midlands	Gr8-East Midlands	Gr8	13.5	12.300	9	=	13.5	12.050	16	=	13.5	10.300	48		13.0	9.950	50	=	44.600	44		
49	Skye	Fox	East Midlands	Gr8-East Midlands	Gr8	13.5	11.850	33	=	13.5	11.950	25	=	13.0	10.550	46	=	13.0	10.200	49		44.550	45		
3	Emma	Sutton	Isle of Man	Gr8-Isle of Man	Gr8	13.5	11.650	41	=	13.5	11.750	38		13.5	10.550	46	=	13.5	10.500	45	=	44.450	46		
47	Rebecca	Owen	North West	Gr8-North West	Gr8	13.5	11.500	46	=	13.5	11.700	39	=	13.5	11.050	33	=	13.0	9.950	50	=	44.200	47		
45	Synnove	MacPherson	North West	Gr8-North West	Gr8	13.5	11.900	31	=	13.5	9.700	52		13.0	11.100	30	=	13.5	10.950	28	=	43.650	48	=	
1	Alexandra	Burns	Isle of Man	Gr8-Isle of Man	Gr8	13.5	12.100	14	=	13.5	11.200	49		13.0	9.950	50		13.5	10.400	48		43.650	48	=	
7	Lorien	Stapleton	South East	Gr8-South East	Gr8	13.5	11.100	52		13.5	11.450	46		13.0	9.550	51		13.5	10.950	28	=	43.050	50		
2	Rachel	Palmer	Isle of Man	Gr8-Isle of Man	Gr8	13.5	12.050	17	=	13.5	11.000	51		13.0	10.150	49		13.5	9.800	52		43.000	51		
4	Kelsie	Gibbs	Isle of Man	Gr8-Isle of Man	Gr8	13.5	11.850	33	=	13.5	11.250	47	=	12.0	8.750	52		13.5	10.600	39	=	42.450	52		



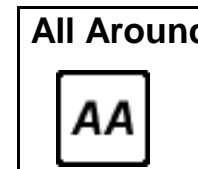

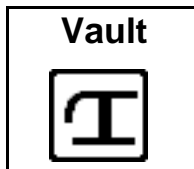
Women's Artistic 2013 Grades 8,7,6,5

Gr6

No	Name	Club	Team	Comp	D	VT		D	UB		D	BB		D	FX		AA		
84	Amber	Stevens	South East	Gr6-South East	Gr6	13.5	12.200	14 =	13.5	12.550	1	13.5	12.600	1	13.5	11.950	3	49.300	1
73	Holly	Jones	Wales	Gr6-Wales	Gr6	13.5	12.600	1	13.5	12.150	5 =	13.5	12.050	2	13.5	12.200	1 =	49.000	2
72	Adrienne	Emmanuel	Wales	Gr6-Wales	Gr6	13.5	12.550	2 =	13.5	12.500	2	13.5	11.700	8 =	13.5	12.200	1 =	48.950	3
85	Phebe	Bragg	South East	Gr6-South East	Gr6	13.5	12.250	9 =	13.5	11.900	14 =	13.5	11.950	4 =	13.5	11.850	5 =	47.950	4
89	Laura	Glover	East	Gr6-East	Gr6	13.5	12.250	9 =	13.5	11.950	8 =	13.5	11.950	4 =	13.5	11.300	18 =	47.450	5
90	Laura	Cooke	East	Gr6-East	Gr6	13.5	11.900	31 =	13.5	12.300	4	13.5	11.750	7	13.5	11.450	14 =	47.400	6
92	Lily	Stevens	East	Gr6-East	Gr6	13.5	12.150	16 =	13.5	11.950	8 =	13.5	11.600	10 =	13.5	11.600	10	47.300	7
83	Marnie	Taylor	South East	Gr6-South East	Gr6	13.5	11.950	27 =	13.5	12.150	5 =	13.5	11.600	10 =	13.5	11.550	11 =	47.250	8
65	Anna	Croft	South	Gr6-South	Gr6	13.5	12.400	6 =	13.5	11.850	16 =	13.0	10.950	26 =	13.5	11.850	5 =	47.050	9 =
74	Nia	Eales	Wales	Gr6-Wales	Gr6	13.5	12.450	5	13.5	11.800	18	13.0	11.500	12 =	13.5	11.300	18 =	47.050	9 =
77	Robyn	Lacey	South West	Gr6-South West	Gr6	13.5	12.200	14 =	13.5	11.850	16 =	13.0	11.450	14 =	13.5	11.500	13	47.000	11 =
71	Bethan	Wainwright	Wales	Gr6-Wales	Gr6	13.5	12.250	9 =	13.5	11.750	19 =	12.5	11.300	18 =	13.5	11.700	8 =	47.000	11 =
58	Molly	Lunn	North West	Gr6-North West	Gr6	13.5	12.250	9 =	13.5	11.950	8 =	13.5	11.700	8 =	13.0	10.850	28 =	46.750	13
101	Megan	Bramley	Yorkshire	Gr6-Yorkshire	Gr6	13.5	12.400	6 =	13.5	11.750	19 =	13.5	11.250	20	13.0	11.200	23	46.600	14 =
76	Ellie	Haberfield	South West	Gr6-South West	Gr6	13.5	12.100	19 =	13.5	11.950	8 =	13.5	11.150	23	13.5	11.400	16	46.600	14 =
66	Freya	Nelis	South	Gr6-South	Gr6	13.5	11.350	44	13.5	11.950	8 =	13.5	11.400	17	13.5	11.900	4	46.600	14 =
55	Lauryn	Campbell	North West	Gr6-North West	Gr6	13.5	11.950	27 =	13.5	12.450	3	13.5	11.450	14 =	13.0	10.550	38 =	46.400	17
60	Yoana	Yankova	East Midlands	Gr6-East Midlands	Gr6	13.5	12.150	16 =	13.5	11.300	28	13.5	11.500	12 =	13.5	11.300	18 =	46.250	18
91	Kirsten	Evans	East	Gr6-East	Gr6	13.5	12.300	8	13.5	11.550	22 =	13.5	11.050	24 =	13.5	11.150	24	46.050	19
69	Ella	Chapman	West Midlands	Gr6-West Midlands	Gr6	13.5	11.150	45	13.5	11.950	8 =	13.0	11.300	18 =	13.5	11.550	11 =	45.950	20
57	Faye	Baxendale	North West	Gr6-North West	Gr6	13.5	11.950	27 =	13.5	11.900	14 =	13.5	10.750	29 =	13.5	11.250	21 =	45.850	21
98	Chloe	West	London	Gr6-London	Gr6	13.5	12.050	21 =	13.0	11.000	34 =	13.0	10.850	28	13.5	11.700	8 =	45.600	22
75	Heather	Bolton	South West	Gr6-South West	Gr6	13.5	12.100	19 =	13.5	11.500	25 =	13.5	11.200	21 =	13.0	10.650	35	45.450	23
99	Lucy	Pallister	London	Gr6-London	Gr6	13.5	11.900	31 =	13.0	10.450	43	13.5	12.000	3	13.0	11.050	25	45.400	24
102	Alice	McCorry	Yorkshire	Gr6-Yorkshire	Gr6	13.5	12.500	4	12.0	10.000	45	13.0	11.900	6	13.5	10.850	28 =	45.250	25
78	Madeline	Hartnoll	South West	Gr6-South West	Gr6	13.5	12.250	9 =	13.0	11.250	29	13.5	11.050	24 =	13.5	10.600	36 =	45.150	26
61	Abigail	Small	East Midlands	Gr6-East Midlands	Gr6	13.5	12.150	16 =	13.5	11.600	21	13.5	10.750	29 =	13.5	10.600	36 =	45.100	27
100	Manaalee	Trivedi	London	Gr6-London	Gr6	13.5	11.900	31 =	13.5	12.150	3 =	13.5	10.200	33	13.5	10.700	32 =	44.950	28
93	Hannah	Stenhouse	Scotland	Gr6-Scotland	Gr6	13.5	11.750	39 =	13.0	10.750	41	13.5	11.450	14 =	13.0	10.450	41 =	44.400	29
97	Abbie	Sparrowhawk	London	Gr6-London	Gr6	13.5	12.000	24 =	13.5	11.000	34 =	13.0	10.350	32	13.0	10.950	26 =	44.300	30
63	Natasha	Nowers	South	Gr6-South	Gr6	13.5	12.050	21 =	13.5	11.550	22 =	12.5	9.250	39	13.5	11.350	17	44.200	31
56	Georgia	Clark	North West	Gr6-North West	Gr6	13.5	11.850	36 =	13.5	11.550	22 =	12.5	8.800	44 =	13.5	11.800	7	44.000	32




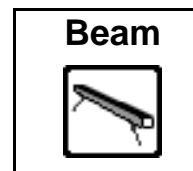
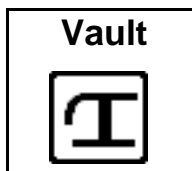
94	Sara	Griffin	Scotland	Gr6-Scotland	Gr6	13.5	11.750	39	=	13.5	11.050	33		13.0	9.900	34		13.5	11.250	21	=	43.950	33		
68	Imogen	Evens	West Midlands	Gr6-West Midlands	Gr6	13.5	10.950	46		13.5	11.500	25	=	13.5	10.450	31		13.5	10.800	30	=	43.700	34		
64	Nicole	Bailey	South	Gr6-South	Gr6	13.5	12.550	2	=	13.5	10.600	42		12.5	9.650	36	=	13.5	10.800	30	=	43.600	35		
79	Isabel	Hester	Isle of Man	Gr6-Isle of Man	Gr6	13.5	11.900	31	=	13.5	11.200	30		12.5	9.650	36	=	13.5	10.700	32	=	43.450	36		
82	Parris	Bryan	South East	Gr6-South East	Gr6	13.5	11.750	39	=	13.5	11.000	34	=	13.5	10.950	26	=	13.0	9.350	47		43.050	37		
103	Alice	Morbey	Yorkshire	Gr6-Yorkshire	Gr6	13.5	12.000	24	=	13.0	11.150	31		13.0	9.150	40		13.5	10.700	32	=	43.000	38		
70	Ashleigh	Moore	West Midlands	Gr6-West Midlands	Gr6	13.5	10.850	47		13.5	11.000	34	=	13.5	11.200	21	=	13.0	9.900	45		42.950	39		
96	Shannon	McKenzie	Scotland	Gr6-Scotland	Gr6	13.5	11.800	38		13.5	10.900	39	=	13.5	9.100	41		13.5	10.950	26	=	42.750	40		
67	Tia	Pashley	West Midlands	Gr6-West Midlands	Gr6	13.5	11.850	36	=	13.5	11.100	32		13.0	9.000	42		13.5	10.550	38	=	42.500	41		
81	Elizabeth	Jones	North	Gr6-North	Gr6	13.5	11.900	31	=	13.5	11.500	25	=	13.0	8.550	46		13.0	10.500	40		42.450	42		
95	Sophie	Curran	Scotland	Gr6-Scotland	Gr6	13.5	11.950	27	=	13.0	9.550	46		13.5	9.800	35		13.0	10.450	41	=	41.750	43		
80	Tara	Ferguson	Isle of Man	Gr6-Isle of Man	Gr6	13.5	12.050	21	=	13.0	9.200	47		13.0	8.900	43		13.5	11.450	14	=	41.600	44		
104	Jessica	London	Yorkshire	Gr6-Yorkshire	Gr6	13.5	12.000	24	=	13.5	10.950	38		13.0	8.800	44	=	13.0	9.800	46		41.550	45		
62	Amelia	Birkett	East Midlands	Gr6-East Midlands	Gr6	13.5	11.750	39	=	13.5	10.900	39	=	12.5	8.150	47		13.0	10.450	41	=	41.250	46		
59	Georgia	Clarke	East Midlands	Gr6-East Midlands	Gr6	13.5	11.500	43		13.0	10.150	44		13.0	9.300	38		13.0	9.950	44		40.900	47		




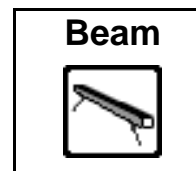
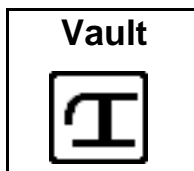
Women's Artistic 2013 Grades 8,7,6,5

Gr7

No	Name	Club	Team	Comp	D	VT		D	UB		D	BB		D	FX		AA		
124	Marney	Easen	East	Gr7-East	Gr7	13.5	13.050	1	13.5	12.350	4	13.5	12.400	4	13.5	11.650	3	49.450	1
122	Amelia	Evans	East	Gr7-East	Gr7	13.5	12.050	28	13.5	12.450	3	13.5	12.450	3	13.5	11.650	3	48.600	2
123	Jessica	Howland	East	Gr7-East	Gr7	13.5	12.100	24	13.5	12.300	7	13.5	12.550	2	13.5	11.400	12	48.350	3
127	Hannah	Peggs	North	Gr7-North	Gr7	13.5	12.250	14	13.5	11.950	24	13.5	12.600	1	13.5	11.550	6	48.350	3
114	Catherine	Nuqui	London	Gr7-London	Gr7	13.5	12.100	24	13.5	12.150	15	13.0	12.300	6	13.5	11.700	2	48.250	5
143	Josie	Griffiths	South East	Gr7-South East	Gr7	13.5	12.600	3	13.5	11.900	28	13.5	12.300	6	13.5	11.250	17	48.050	6
117	Emily	Moore	London	Gr7-London	Gr7	13.5	12.200	19	13.5	12.000	21	13.5	12.200	8	13.5	11.650	3	48.050	6
150	Jessica	Daykin	South West	Gr7-South West	Gr7	13.5	12.300	11	13.5	12.200	12	13.5	12.150	9	13.5	11.300	15	47.950	8
153	Jaime	Wall	South West	Gr7-South West	Gr7	13.5	12.650	2	13.5	12.600	1	13.0	10.950	23	13.5	11.550	6	47.750	9
151	Robyn	Ellison	South West	Gr7-South West	Gr7	13.5	12.150	21	13.5	12.300	7	13.5	11.850	11	13.5	11.250	17	47.550	10
138	Chloe	Povey	South	Gr7-South	Gr7	13.5	12.250	14	13.5	11.850	35	13.5	11.950	10	13.5	11.200	19	47.250	11
125	Miriam	Lowe	East	Gr7-East	Gr7	13.5	12.400	8	13.5	12.350	4	13.0	10.700	29	13.5	11.550	6	47.000	12
133	Leah	Fletcher	North West	Gr7-North West	Gr7	13.5	12.250	14	13.5	11.950	24	13.5	11.450	18	13.5	11.300	15	46.950	13
146	Shauna	Purnell	Wales	Gr7-Wales	Gr7	13.5	12.100	24	13.5	12.300	7	13.5	11.400	19	13.5	11.100	23	46.900	14
157	Kelsey	Large	West Midlands	Gr7-West Midlands	Gr7	13.5	12.200	19	13.5	12.100	19	13.0	10.500	32	13.5	11.800	1	46.600	15
132	Elise	Waugh	North West	Gr7-North West	Gr7	13.5	12.300	11	13.5	11.900	28	13.0	10.800	25	13.5	11.450	10	46.450	16
152	Anna	Jenkin	South West	Gr7-South West	Gr7	13.5	12.300	11	13.5	12.250	11	13.0	10.800	25	13.5	11.050	25	46.400	17
131	Lauren	Jones	North West	Gr7-North West	Gr7	13.5	11.400	49	13.5	12.000	21	13.5	11.800	12	13.5	11.200	19	46.400	17
147	Olivia	Morgan	Wales	Gr7-Wales	Gr7	13.5	11.450	48	13.5	12.500	2	13.0	11.300	20	13.5	11.000	26	46.250	19
149	Carrlisa	Alleyne	Wales	Gr7-Wales	Gr7	13.5	12.250	14	13.5	12.150	15	13.5	10.350	35	13.5	11.450	10	46.200	20
115	Zoe	Harris	London	Gr7-London	Gr7	13.5	11.750	39	13.5	12.300	7	13.5	11.800	12	12.5	10.300	40	46.150	21
142	Eve	Hudson	South East	Gr7-South East	Gr7	13.5	12.550	4	13.5	12.200	12	13.0	10.100	38	13.5	11.100	23	45.950	22
141	Annabelle	Taylor	South	Gr7-South	Gr7	13.5	11.600	44	13.5	11.900	28	13.5	11.500	17	13.5	10.850	30	45.850	23
156	Niamh	Durham	West Midlands	Gr7-West Midlands	Gr7	13.5	12.400	8	13.5	11.800	37	13.0	10.050	40	13.5	11.550	6	45.800	24
148	Naomi	Jarman	Wales	Gr7-Wales	Gr7	13.5	11.400	49	13.5	12.350	4	13.0	11.250	21	13.5	10.700	31	45.700	25
113	Nadia	Gibson	Scotland	Gr7-Scotland	Gr7	13.5	12.100	24	13.5	11.850	35	13.0	10.400	33	13.5	11.350	13	45.700	25
119	Phoebe	Dickinson	Yorkshire	Gr7-Yorkshire	Gr7	13.5	11.800	36	13.5	11.950	24	13.5	11.600	15	13.0	10.300	40	45.650	27
116	Lola	Eftekhari	London	Gr7-London	Gr7	13.5	11.850	34	13.5	11.950	24	13.5	10.800	25	13.0	10.700	31	45.300	28
218	Nicole	Hague	Yorkshire	Gr7-Yorkshire	Gr7	13.5	12.000	30	13.5	12.150	15	13.5	11.550	16	12.5	9.450	49	45.150	29
137	Shenea	Perrin-Fawzi	East Midlands	Gr7-East Midlands	Gr7	13.5	11.800	36	13.5	11.900	28	13.0	11.000	22	13.0	10.450	38	45.150	29



154	Skye	Sturdy	West Midlands	Gr7-West Midlands	Gr7	13.5	11.900	32 =	13.5	11.800	37 =	13.5	10.750	28 =	13.5	10.700	31 =	45.150	29 =		
126	Chloe	Jones	North	Gr7-North	Gr7	13.5	12.050	28 =	13.5	11.900	28 =	13.0	9.800	45 =	13.5	11.200	19 =	44.950	32 =		
196	Eve	Wiltcher	Isle of Man	Gr7-Isle of Man	Gr7	13.5	11.750	39 =	13.5	11.400	43 =	13.5	10.200	37 =	13.5	11.350	13 =	44.700	33 =		
220	Lindsey	Achterberg	North West	Gr7-North West	Gr7	13.5	11.950	31 =	13.0	9.800	47 =	13.5	11.700	14 =	13.5	11.200	19 =	44.650	34 =		
144	Molly	Bushell	South East	Gr7-South East	Gr7	13.5	12.250	14 =	13.5	12.000	21 =	13.5	10.300	36 =	13.0	10.050	44 =	44.600	35 =		
139	Kaliska	Nowers	South	Gr7-South	Gr7	13.5	12.450	7 =	13.5	12.200	12 =	12.0	9.200	48 =	13.0	10.700	31 =	44.550	36 =		
134	Oriana	Ahmadi	East Midlands	Gr7-East Midlands	Gr7	13.5	11.650	43 =	13.5	12.150	15 =	13.5	10.400	33 =	13.5	10.200	43 =	44.400	37 =		
145	Aeryn	Perkins	South East	Gr7-South East	Gr7	13.5	12.500	6 =	13.5	12.100	19 =	13.0	10.100	38 =	13.0	9.400	50 =	44.100	38 =		
155	Lydia	Biddulph	West Midlands	Gr7-West Midlands	Gr7	13.5	12.150	21 =	13.5	11.750	40 =	12.5	9.200	48 =	13.5	10.950	29 =	44.050	39 =		
216	Amy	Orr	Scotland	Gr7-Scotland	Gr7	13.5	11.700	42 =	13.5	11.550	41 =	13.0	10.950	23 =	12.5	9.750	47 =	43.950	40 =		
120	Hannah	Merrick	Yorkshire	Gr7-Yorkshire	Gr7	13.5	11.900	32 =	13.5	11.900	28 =	12.5	9.450	46 =	13.5	10.700	31 =	43.950	40 =		
111	Cara	Mcdickom	Scotland	Gr7-Scotland	Gr7	13.5	11.600	44 =	13.5	11.900	28 =	13.0	9.900	43 =	13.5	10.500	37 =	43.900	42 =		
128	Jordan	McKinnon	North	Gr7-North	Gr7	13.5	12.400	8 =	13.5	11.400	43 =	12.5	8.850	50 =	13.5	11.000	26 =	43.650	43 =		
140	Phoebe	Davidson	South	Gr7-South	Gr7	13.5	12.550	4 =	13.0	9.350	48 =	13.5	10.700	29 =	13.5	11.000	26 =	43.600	44 =		
118	Lara	Coyle	Yorkshire	Gr7-Yorkshire	Gr7	13.5	11.850	34 =	13.5	11.400	43 =	13.0	10.050	40 =	12.5	9.900	45 =	43.200	45 =		
197	Sinead	Hands	Isle of Man	Gr7-Isle of Man	Gr7	13.5	11.500	47 =	13.5	11.800	37 =	13.0	9.350	47 =	13.5	9.900	45 =	42.550	46 =		
129	Rebecca	Hill	North	Gr7-North	Gr7	13.5	11.800	36 =	13.5	11.450	42 =	12.0	8.050	51 =	13.5	10.600	36 =	41.900	47 =		
136	Tasmin	Cook	East Midlands	Gr7-East Midlands	Gr7	13.5	11.600	44 =	13.5	11.100	46 =	13.0	9.850	44 =	12.5	9.000	51 =	41.550	48 =		
135	Georgia	Hill	East Midlands	Gr7-East Midlands	Gr7	13.5	12.150	21 =	12.5	7.900	50 =	13.0	10.600	31 =	13.0	9.600	48 =	40.250	49 =		
195	Lauren	Kerruish	Isle of Man	Gr7-Isle of Man	Gr7	13.5	11.750	39 =	12.5	8.200	49 =	13.0	10.000	42 =	13.5	10.250	42 =	40.200	50 =		
112	Katie	Wilson	Scotland	Gr7-Scotland	Gr7	13.5	11.350	51 =	0.0	0.000	51 =	13.5	12.400	4 =	13.0	10.350	39 =	34.100	51 =		



Women's Artistic 2013 Grades 8,7,6,5

Gr5

No	Name	Club	Team	Comp	D	VT		D	UB		D	BB		D	FX		AA		
178	Hana	Davies	Wales	Gr5-Wales	Gr5	13.5	12.100	7 =	13.5	11.600	4 =	13.0	10.500	4	13.0	11.000	5	45.200	1
171	Paisley	Boyce	South West	Gr5-South West	Gr5	13.5	12.050	9 =	13.5	10.600	18	13.5	11.050	2	13.5	11.250	1	44.950	2
190	Radha	Patel	Isle of Man	Gr5-Isle of Man	Gr5	13.5	12.550	1	13.5	11.800	3	13.0	8.850	13	13.5	11.100	2	44.300	3
158	Emily	Bowyer	East	Gr5-East	Gr5	13.5	12.050	9 =	13.5	11.150	10	13.0	9.900	8	13.5	11.050	3 =	44.150	4
194	Nadine	Gomez	London	Gr5-London	Gr5	13.5	12.000	12 =	13.5	11.600	4 =	13.0	9.850	9	13.5	10.500	9	43.950	5
192	Annaya	Appleby-Mason	London	Gr5-London	Gr5	13.5	11.750	20 =	13.5	11.250	9	13.5	11.200	1	12.5	9.300	25 =	43.500	6 =
184	Katie	Liwoshko	East Midlands	Gr5-East Midlands	Gr5	13.5	11.650	25 =	13.5	10.850	15	13.5	10.850	3	13.5	10.150	15 =	43.500	6 =
162	Emily	Goss	South	Gr5-South	Gr5	13.5	12.000	12 =	13.5	11.500	7	12.5	9.250	12	13.5	10.700	7	43.450	8
186	Tegan	Davies	West Midlands	Gr5-West Midlands	Gr5	13.5	11.450	29	13.5	11.450	8	13.0	10.250	5	13.5	10.100	17	43.250	9
173	Megan	Harper	South West	Gr5-South West	Gr5	13.5	12.150	6	13.5	12.000	1	13.5	8.700	16	13.5	10.250	12 =	43.100	10
167	Georgina	Moors	South East	Gr5-South East	Gr5	13.5	12.100	7 =	13.5	11.600	4 =	12.0	7.900	22 =	12.5	9.850	20 =	41.450	11 =
185	Finley	Smith	West Midlands	Gr5-West Midlands	Gr5	13.5	11.900	15 =	13.5	11.900	2	12.0	6.600	28 =	13.5	11.050	3 =	41.450	11 =
168	Sophie	Miller	South East	Gr5-South East	Gr5	13.5	11.850	18	13.0	9.600	23	12.5	10.150	7	12.5	9.100	27	40.700	13 =
175	Katie	Meadow	North West	Gr5-North West	Gr5	13.5	12.200	5	13.5	11.100	11 =	12.0	8.050	19 =	12.5	9.350	24	40.700	13 =
172	Bree	Warren	South West	Gr5-South West	Gr5	13.5	11.750	20 =	13.5	11.100	11 =	12.5	7.950	21	13.0	9.800	22	40.600	15
187	Megan	Neale	West Midlands	Gr5-West Midlands	Gr5	13.5	11.700	23 =	13.5	10.700	16 =	11.5	8.750	15	13.0	9.300	25 =	40.450	16
224	Anna	Hall	South East	Gr5-South East	Gr5	13.5	12.050	9 =	13.0	9.550	24 =	12.5	8.350	18	13.0	10.250	12 =	40.200	17
189	Jessica	Mustow	Yorkshire	Gr5-Yorkshire	Gr5	13.5	12.000	12 =	12.5	8.550	27	13.0	8.800	14	13.0	10.250	12 =	39.600	18
160	Jessica	Stirley	East	Gr5-East	Gr5	13.5	12.400	2	12.5	8.600	26	12.0	8.050	19 =	13.5	10.400	10	39.450	19
180	Taiya	Jones	Wales	Gr5-Wales	Gr5	13.5	11.600	28	13.5	11.000	13	11.5	6.600	28 =	12.5	9.900	19	39.100	20
174	Emily	Philbin	South West	Gr5-South West	Gr5	13.5	11.900	15 =	13.0	9.800	22	12.5	7.400	25	12.5	9.850	20 =	38.950	21
164	Rachelle	Flambard	South	Gr5-South	Gr5	13.5	11.900	15 =	13.5	10.150	21	12.5	8.550	17	12.5	8.300	31	38.900	22
181	Molly	Simpson	East Midlands	Gr5-East Midlands	Gr5	13.5	12.250	4	12.0	6.600	31	12.5	9.750	10	13.0	10.150	15 =	38.750	23
170	Lauryn	Grant	Scotland	Gr5-Scotland	Gr5	13.5	11.650	25 =	13.5	10.300	20	12.5	7.500	24	12.5	9.000	29	38.450	24
159	Ellie	Watson	East	Gr5-East	Gr5	13.5	11.750	20 =	13.5	10.950	14	11.5	5.050	32	13.5	10.600	8	38.350	25
183	Layla	Joachim	East Midlands	Gr5-East Midlands	Gr5	13.5	12.300	3	12.5	7.450	30	12.0	7.000	26	13.5	10.800	6	37.550	26
188	Elise	Chang	West Midlands	Gr5-West Midlands	Gr5	13.5	10.750	31	13.0	9.550	24 =	12.0	7.900	22 =	13.0	9.050	28	37.250	27
177	Shannon	Gibbons	North West	Gr5-North West	Gr5	13.5	10.450	32	13.5	10.500	19	11.5	5.450	31	12.0	8.200	32	34.600	28
176	Antonia	Jones	North West	Gr5-North West	Gr5	13.5	11.800	19	13.0	8.450	28	11.0	4.600	33	12.5	8.650	30	33.500	29
225	Ebony	Birt	East Midlands	Gr5-East Midlands	Gr5	13.5	11.700	23 =	10.0	4.000	32	12.0	6.600	28 =	13.0	9.950	18	32.250	30
193	Isabel	Burton	London	Gr5-London	Gr5	13.5	11.050	30	13.0	8.100	29	12.0	6.900	27	10.0	5.750	33	31.800	31
165	Lauren	Jennings	South East	Gr5-South East	Gr5	13.5	11.650	25 =	0.0	0.000	33 =	13.0	9.700	11	13.0	10.300	11	31.650	32
163	Niamh	Teale-Lefort	South	Gr5-South	Gr5	10.0	0.000	33 =	13.5	10.700	16 =	13.5	10.200	6	13.5	9.700	23	30.600	33